

Understanding how to get your ORIGINAL stucco body color

KB Homes utilized (3) companies for the stucco on the houses within Wanis View Estates. These companies included EXPO, Omega, and La Habra. Unfortunately EXPO went out of business; Omega and La Habra are still in business. KB Homes and the aforementioned companies developed the house stucco colors, commonly referred to as the body color. The color of the house body is mixed within the stucco. If a home owner would like to know the original house body color they can contact the stucco company Omega or La Habra utilizing the contact information below. By contacting Omega or La Habra and giving them the number at the top of the paint schemes where it says "stucco body" (example: stucco body Omega KB1220) they can make you a sample of your body color which you can have paint matched by Sherwin Williams.

Omega

www.omega-products.com

1681 California Ave

Corona, CA 92881

P 800.600.6634 or 951.737.7447

La Habra

www.lahabrastucco.com

4125 E. La Palma Avenue, Suite 250

Anaheim, California 92807

714.778.2266 phone

866.516.0061 toll free

info.us@lahabrastucco.com

EXPO

If your original stucco was completed by EXPO, please contact Prescott Management for further guidance on obtaining a paint match color at

Cameron.gonzales@prescottmgt.com or 760-634-4700 X 0583.

Painting Policy:

- Outside schemes/colors are allowed for consideration with an architectural application.
- No architectural application is required if an owner selects an old or new color scheme that is assigned to their address.
- Owners must use the scheme in its entirety. Any deviation from a scheme will require an architectural application. If they want to change just a single color within a scheme then an architectural application is required.
- Any door color on the Alternative Door Colors may be used with the new schemes without architectural approval

Visit website for colors new and old:

<https://www.sherwin-williams.com/homeowners/color/find-and-explore-colors/hoa/oceanside/ca/wanis/>

Early California

Scheme A

ADDRESS	PROJECT
3124 Toopal Drive	Cardona
3132 Toopal Drive	Cardona
3139 Toopal Drive	Cardona
3144 Toopal Drive	Cardona
3152 Toopal Drive	Cardona
3176 Toopal Drive	Cardona
3185 Toopal Drive	Cardona
3193 Toopal Drive	Cardona
3199 Toopal Drive	Cardona
3208 Toopal Drive	Cardona
3231 Toopal Drive	Cardona
3256 Toopal Drive	Cardona
3268 Toopal Drive	Cardona
3272 Shadowtree Drive	Cardona
3275 Toopal Drive	Cardona
3276 Toopal Drive	Cardona
3293 Toopal Drive	Cardona
3307 Toopal Drive	Cardona
3330 Toopal Drive	Cardona
3360 Toopal Drive	Cardona
3371 Toopal Drive	Cardona
3384 Soyla Drive	Cardona
3399 Toopal Drive	Cardona
3415 Soyla Drive	Cardona
3416 Soyla Drive	Cardona
3424 Soyla Drive	Cardona
474 Tishmal Court	Cardona
488 Big Sky Drive	Cardona

ADDRESS	PROJECT
3168 Toopal Drive	Cardona
3181 Toopal Drive	Cardona
3200 Toopal Drive	Cardona
3228 Toopal Drive	Cardona
3267 Toopal Drive	Cardona
3268 Shadowtree	Cardona
3280 Toopal Drive	Cardona
3310 Toopal Drive	Cardona
3384 Toopal Drive	Cardona
3385 Soyla Drive	Cardona
3407 Soyla Drive	Cardona
3408 Soyla Drive	Cardona
470 Tishmal Court	Cardona
489 Big Sky Drive	Cardona

ADDRESS	PROJECT
3128 Toopal Drive	Cardona
3135 Toopal Drive	Cardona
3243 Toopal Drive	Cardona
3248 Toopal Drive	Cardona
3255 Toopal Drive	Cardona
3264 Toopal Drive	Cardona
3420 Soyla Drive	Cardona
482 Leepish Drive	Cardona
494 Leepish Drive	Cardona

ADDRESS	PROJECT
691 Tukmal Drive	Valente
510 Wala Drive	Valente
755 Wala Drive	Valente
3111 Huula Drive	Valente
3166 Huula Drive	Valente
3182 Huula Drive	Valente
532 Moyla Court	Valente
575 Moyla Court	Valente
533 Tukmal Drive	Valente
536 Tukmal Drive	Valente
3206 Towkish Drive	Valente
606 Tukmal Drive	Valente
671 Tukmal Drive	Valente
676 Tukmal Drive	Valente
625 Wala Drive	Valente
663 Wala Drive	Valente
710 Wala Drive	Valente
726 Wala Drive	Valente
731 Wala Drive	Valente
766 Wala Drive	Valente
798 Wala Drive	Valente

ADDRESS	PROJECT
3174 Huula Drive	Valente
535 Moyla Court	Valente
552 Moyla Court	Valente
500 Toota Court	Valente
560 Toota Court	Valente
584 Toota Court	Valente
523 Tukmal Drive	Valente
616 Tukmal Drive	Valente
621 Tukmal Drive	Valente
656 Tukmal Drive	Valente
602 Wala Drive	Valente
617 Wala Drive	Valente
655 Wala Drive	Valente
685 Wala Drive	Valente
750 Wala Drive	Valente
813 Wala Drive	Valente
893 Wala Drive	Valente

Early California

Scheme B

ADDRESS	PROJECT
3140 Toopal Drive	Cardona
3156 Toopal Drive	Cardona
3180 Toopal Drive	Cardona
3192 Toopal Drive	Cardona
3195 Toopal Drive	Cardona
3211 Toopal Drive	Cardona
3219 Toopal Drive	Cardona
3220 Toopal Drive	Cardona
3235 Toopal Drive	Cardona
3236 Toopal Drive	Cardona
3272 Toopal Drive	Cardona
3281 Toopal Drive	Cardona
3299 Toopal Drive	Cardona
3311 Toopal Drive	Cardona
• 3340 Toopal Drive	Cardona
3341 Toopal Drive	Cardona
3369 Toopal Drive	Cardona
3372 Toopal Drive	Cardona
3375 Toopal Drive	Cardona
3381 Soyla Drive	Cardona
3388 Soyla Drive	Cardona
3391 Toopal Drive	Cardona
3393 Soyla Drive	Cardona
3396 Toopal Drive	Cardona
3419 Soyla Drive	Cardona
3427 Soyla Drive	Cardona
3432 Soyla Drive	Cardona
471 Tishmal Court	Cardona
478 Tishmal Court	Cardona
485 Big Sky Drive	Cardona
496 Big Sky Drive	Cardona

ADDRESS	PROJECT
3116 Toopal Drive	Cardona
3177 Toopal Drive	Cardona
3188 Toopal Drive	Cardona
3216 Toopal Drive	Cardona
3244 Toopal Drive	Cardona
3361 Toopal Drive	Cardona
490 Leepish Drive	Cardona

ADDRESS	PROJECT
3164 Toopal Drive	Cardona
3207 Toopal Drive	Cardona
3223 Toopal Drive	Cardona
3224 Toopal Drive	Cardona
3239 Toopal Drive	Cardona
3251 Toopal Drive	Cardona
3263 Toopal Drive	Cardona
3331 Toopal Drive	Cardona
3368 Toopal Drive	Cardona
3379 Toopal Drive	Cardona
3390 Toopal Drive	Cardona
3392 Soyla Drive	Cardona
3403 Soyla Drive	Cardona
3433 Soyla Drive	Cardona
3436 Soyla Drive	Cardona
475 Tishmal Court	Cardona
493 Big Sky Drive	Cardona

Early California

Scheme B

ADDRESS	PROJECT
3106 Huula Drive	Valente
3121 Huula Drive	Valente
3136 Huula Drive	Valente
3139 Huula Drive	Valente
3186 Huula Drive	Valente
510 Toota Court	Valente
530 Toota Court	Valente
545 Toota Court	Valente
551 Wala Drive	Valente
556 Tukmal Drive	Valente
570 Wala Drive	Valente
593 Tukmal Drive	Valente
598 Tukmal Drive	Valente
628 Wala Drive	Valente
637 Wala Drive	Valente
651 Tukmal Drive	Valente
702 Wala Drive	Valente
714 Wala Drive	Valente
717 Wala Drive	Valente
732 Wala Drive	Valente
739 Wala Drive	Valente
774 Wala Drive	Valente
785 Wala Drive	Valente
863 Wala Drive	Valente

ADDRESS	PROJECT
3116 Huula Drive	Valente
3178 Huula Drive	Valente
540 Toota Court	Valente
590 Toota Court	Valente
590 Wala Drive	Valente
641 Wala Drive	Valente
695 Wala Drive	Valente
705 Wala Drive	Valente
843 Wala Drive	Valente
883 Wala Drive	Valente

ADDRESS	PROJECT
3146 Huula Drive	Valente
515 Moyla Court	Valente
592 Moyla Court	Valente
535 Toota Court	Valente
565 Toota Court	Valente
570 Toota Court	Valente
550 Wala Drive	Valente
511 Wala Drive	Valente
531 Wala Drive	Valente
571 Wala Drive	Valente
573 Tukmal Drive	Valente
611 Tukmal Drive	Valente
636 Tukmal Drive	Valente
641 Tukmal Drive	Valente
596 Tukmal Drive	Valente
603 Wala Drive	Valente
612 Wala Drive	Valente
634 Wala Drive	Valente
658 Wala Drive	Valente
698 Wala Drive	Valente
709 Wala Drive	Valente
746 Wala Drive	Valente
749 Wala Drive	Valente
771 Wala Drive	Valente
803 Wala Drive	Valente

Spanish

Scheme C

ADDRESS	PROJECT
3105 Huula Drive	Valente
3131 Huula Drive	Valente
3156 Huula Drive	Valente
3159 Huula Drive	Valente
512 Moyla Court	Valente
572 Moyla Court	Valente
595 Moyla Court	Valente
525 Toota Court	Valente
530 Wala Drive	Valente
3216 Towkish Drive	Valente
553 Tukmal Drive	Valente
601 Tukmal Drive	Valente
626 Tukmal Drive	Valente
631 Tukmal Drive	Valente
661 Tukmal Drive	Valente
631 Wala Drive	Valente
649 Wala Drive	Valente
591 Wala Drive	Valente
650 Wala Drive	Valente
671 Wala Drive	Valente
576 Tukmal Drive	Valente
699 Wala Drive	Valente
720 Wala Drive	Valente
740 Wala Drive	Valente
758 Wala Drive	Valente
786 Wala Drive	Valente
795 Wala Drive	Valente
823 Wala Drive	Valente

ADDRESS	PROJECT
3147 Toopal Drive	Cardona
3227 Toopal Drive	Cardona
3264 Shadowtree Drive	Cardona
3320 Toopal Drive	Cardona
3351 Toopal Drive	Cardona
3365 Toopal Drive	Cardona
3428 Soyla Drive	Cardona
486 Leepish Drive	Cardona

ADDRESS	PROJECT
3170 Huula Drive	Valente
3194 Huula Drive	Valente
555 Toota Court	Valente
622 Wala Drive	Valente
648 Wala Drive	Valente
678 Wala Drive	Valente
725 Wala Drive	Valente
484 Big Sky Drive	Valente

Wanis

Oceanside, CA

Early California - Scheme A1

Body 1



SW 7044

Amazing Gray

Fascia 1 & TRIM



SW 9168

Elephant Ear

Door 1



SW 6236

Grays Harbor

Shutters 1



SW 6236

Grays Harbor

Color Usage Advisory:

The color schemes displayed on this page were approved by your community. However, color standards can change over time, therefore we advise consulting with your HOA Community Manager before starting your painting project.



We can also be reached by phone at:
1-800-4-SHERWIN (1-800-474-3794)

COMMENTS:

BODY: Entry door casing to match stucco trim around door. Garage door & casing should also match body. OPTION: Stucco band & corbels. FASCIA: Window pop out & lower stucco pop outs should match fascia. OPTIONS: Stucco band & corbels.

NOTES:

Wanis

Oceanside, CA

Early California - Scheme A2


Body 1



SW 6072

Versatile Gray

Fascia 1 & TRIM



SW 7567
Natural Tan

284-C1

Door 1



SW 7673

Pewter Cast

Shutters 1



SW 7673

Pewter Cast

Color Usage Advisory:

The color schemes displayed on this page were approved by your community. However, color standards can change over time, therefore we advise consulting with your HOA Community Manager before starting your painting project.



We can also be reached by phone at:
1-800-4-SHERWIN (1-800-474-3794)

COMMENTS:

BODY: Entry door casing to match stucco trim around door. Garage door & casing should also match body. OPTION: Stucco band & corbels. FASCIA: Window pop out & lower stucco pop outs should match fascia. OPTIONS: Stucco band & corbels.

Wanis

Oceanside, CA

Early California - Scheme A3

Body 1

SW 7010
White Duck

Fascia 1 & Trim




SW 7640
Fawn Brindle

Door 1



SW 7068
Grizzle Gray

Shutters 1



SW 7068
Grizzle Gray

Color Usage Advisory:

The color schemes displayed on this page were approved by your community. However, color standards can change over time, therefore we advise consulting with your HOA Community Manager before starting your painting project.



We can also be reached by phone at:
1-800-4-SHERWIN (1-800-474-3794)

COMMENTS:


BODY: Entry door casing to match stucco trim around door. Garage door & casing should also match body. OPTION: Stucco band & corbels. FASCIA: Window pop out & lower stucco pop outs should match fascia. OPTIONS: Stucco band & corbels.

Wanis

Oceanside, CA

Early California - Scheme A4


Body 1



SW 7037

Balanced Beige

Fascia 1 & TRIM



SW 7507

Stone Lion


Door 1



SW 7046

Anonymous

Shutters 1



SW 7046

Anonymous

Color Usage Advisory:

The color schemes displayed on this page were approved by your community. However, color standards can change over time, therefore we advise consulting with your HOA Community Manager before starting your painting project.



We can also be reached by phone at:

1-800-4-SHERWIN (1-800-474-3794)

COMMENTS:

BODY: Entry door casing to match stucco trim around door. Garage door & casing should also match body. OPTION: Stucco band & corbels. FASCIA: Window pop out & lower stucco pop outs should match fascia. OPTIONS: Stucco band & corbels.

Wanis

Oceanside, CA

Early California - Scheme B1

Body 1



SW 7632

Modern Gray

Fascia 1 & TRIM




SW 7635

283-C7

Palisade


Door 1



SW 7067

Cityscape

Shutters 1



SW 7067

Cityscape

Color Usage Advisory:

The color schemes displayed on this page were approved by your community. However, color standards can change over time, therefore we advise consulting with your HOA Community Manager before starting your painting project.



We can also be reached by phone at:

1-800-4-SHERWIN (1-800-474-3794)

COMMENTS:

BODY: Entry door casing to match stucco trim around door. Garage door & casing should also match body. OPTION: Stucco band & corbels. FASCIA: Window pop out & lower stucco pop outs should match fascia. OPTIONS: Stucco band & corbels.

Wanis

Oceanside, CA

Early California - Scheme B2

Body 1



SW 7016

Mindful Gray

Fascia 1 *TRIM*



SW 7634

Pediment


Door 1



SW 0032

Needlepoint Navy

Shutters 1



SW 0032

Needlepoint Navy

Color Usage Advisory:

The color schemes displayed on this page were approved by your community. However, color standards can change over time, therefore we advise consulting with your HOA Community Manager before starting your painting project.



We can also be reached by phone at:

1-800-4-SHERWIN (1-800-474-3794)

COMMENTS:

BODY: Entry door casing to match stucco trim around door. Garage door & casing should also match body. OPTION: Stucco band & corbels. FASCIA: Window pop out & lower stucco pop outs should match fascia. OPTIONS: Stucco band & corbels.


NOTES

Wanis

Oceanside, CA

Early California - Scheme B3

Body 1



SW 7036

Accessible Beige


Fascia 1 & trim



SW 7548

Portico


Door 1



SW 2848

Roycroft Pewter

Shutters 1



SW 2848

Roycroft Pewter

Color Usage Advisory:

The color schemes displayed on this page were approved by your community. However, color standards can change over time, therefore we advise consulting with your HOA Community Manager before starting your painting project.



We can also be reached by phone at:

1-800-4-SHERWIN (1-800-474-3794)

COMMENTS:

BODY: Entry door casing to match stucco trim around door. Garage door & casing should also match body. OPTION: Stucco band & corbels. FASCIA: Window pop out & lower stucco pop outs should match fascia. OPTIONS: Stucco band & corbels.

NOTES

Wanis

Oceanside, CA

Early California - Scheme B4


Body 1



SW 7506

Loggia

Fascia 1 & TRIM



SW 7531

Canvas Tan

Door 1



SW 7643

Pussywillow

Shutters 1



SW 7643

Pussywillow

Color Usage Advisory:

The color schemes displayed on this page were approved by your community. However, color standards can change over time, therefore we advise consulting with your HOA Community Manager before starting your painting project.



We can also be reached by phone at:

1-800-4-SHERWIN (1-800-474-3794)

COMMENTS:

BODY: Entry door casing to match stucco trim around door. Garage door & casing should also match body. OPTION: Stucco band & corbels. FASCIA: Window pop out & lower stucco pop outs should match fascia. OPTIONS: Stucco band & corbels.

NOTES



SHERWIN-WILLIAMS.

Wanis

Oceanside, CA

Spanish - Scheme C1

Body 1



SW 7015

Repose Gray

Fascia 1 & TRIM



SW 7045

Intellectual Gray

Door 1



SW 7645

Thunder Gray

Shutters 1



SW 7645

Thunder Gray

Color Usage Advisory:

The color schemes displayed on this page were approved by your community. However, color standards can change over time, therefore we advise consulting with your HOA Community Manager before starting your painting project.



We can also be reached by phone at:
1-800-4-SHERWIN (1-800-474-3794)

COMMENTS:

BODY: Entry door casing to match stucco trim around door. Garage door & casing should also match body. OPTION: Stucco band & corbels. FASCIA: Window pop out & lower stucco pop outs should match fascia. OPTIONS: Stucco band & corbels.

11/20/20

Wanis

Oceanside, CA

Spanish - Scheme C2


Body 1



SW 7641

Colonnade Gray


Fascia 1 & TRIM



SW 7514

Foothills


Door 1



SW 9174

Moth Wing

Shutters 1



SW 9174

Moth Wing

Color Usage Advisory:

The color schemes displayed on this page were approved by your community. However, color standards can change over time, therefore we advise consulting with your HOA Community Manager before starting your painting project.



We can also be reached by phone at:

1-800-4-SHERWIN (1-800-474-3794)

COMMENTS:

BODY: Entry door casing to match stucco trim around door. Garage door & casing should also match body. OPTION: Stucco band & corbels. FASCIA: Window pop out & lower stucco pop outs should match fascia. OPTIONS: Stucco band & corbels.

NOTES

Wanis

Oceanside, CA

Spanish - Scheme C3

Body 1

SW 7637
Oyster White

254-C7

Fascia 1 & TRIM



SW 7018
Dovetail

Door 1



SW 7659
Gris

Shutters 1



SW 7659
Gris

Color Usage Advisory:

The color schemes displayed on this page were approved by your community. However, color standards can change over time, therefore we advise consulting with your HOA Community Manager before starting your painting project.



We can also be reached by phone at:
1-800-4-SHERWIN (1-800-474-3794)

COMMENTS:

BODY: Entry door casing to match stucco trim around door. Garage door & casing should also match body. OPTION: Stucco band & corbels. FASCIA: Window pop out & lower stucco pop outs should match fascia. OPTIONS: Stucco band & corbels.

NOTES

Wanis

Oceanside, CA

Spanish - Scheme C4

Body 1



SW 7036

Accessible Beige


Fascia 1 & TRIM



SW 7024

Functional Gray


Door 1



SW 7019

Gauntlet Gray

Shutters 1



SW 7019

Gauntlet Gray

Color Usage Advisory:

The color schemes displayed on this page were approved by your community. However, color standards can change over time, therefore we advise consulting with your HOA Community Manager before starting your painting project.



We can also be reached by phone at:
1-800-4-SHERWIN (1-800-474-3794)

COMMENTS:

BODY: Entry door casing to match stucco trim around door. Garage door & casing should also match body. OPTION: Stucco band & corbels. FASCIA: Window pop out & lower stucco pop outs should match fascia. OPTIONS: Stucco band & corbels.

Wanis

Oceanside, CA

Spanish - Scheme D1

Body 1



SW 7634

Pediment

Fascia 1 & Trim



SW 0023

Pewter Tankard

Door 1



SW 7624

Slate Tile

Shutters 1



SW 7624

Slate Tile

Color Usage Advisory:

The color schemes displayed on this page were approved by your community. However, color standards can change over time, therefore we advise consulting with your HOA Community Manager before starting your painting project.



We can also be reached by phone at:
1-800-4-SHERWIN (1-800-474-3794)

COMMENTS:

BODY: Entry door casing to match stucco trim around door. Garage door & casing should also match body. OPTION: Stucco band & corbels. FASCIA: Window pop out & lower stucco pop outs should match fascia. OPTIONS: Stucco band & corbels.

Wanis

Oceanside, CA

Spanish - Scheme D2


Body 1



SW 1015

Skyline Steel

Fascia 1 *TRIM*



SW 7018

Dovetail


Door 1



SW 7674

Peppercorn

Shutters 1



SW 7674

Peppercorn

Color Usage Advisory:

The color schemes displayed on this page were approved by your community. However, color standards can change over time, therefore we advise consulting with your HOA Community Manager before starting your painting project.



We can also be reached by phone at:
1-800-4-SHERWIN (1-800-474-3794)

COMMENTS:

BODY: Entry door casing to match stucco trim around door. Garage door & casing should also match body. OPTION: Stucco band & corbels. FASCIA: Window pop out & lower stucco pop outs should match fascia. OPTIONS: Stucco band & corbels.

NOTES

Wanis

Oceanside, CA

Spanish - Scheme D3

Body 1



SW 7672

Knitting Needles


Fascia 1 ← TRIM



SW 9170

Acier


Door 1



SW 6223

Still Water

Shutters 1



SW 6223

Still Water

Color Usage Advisory:

The color schemes displayed on this page were approved by your community. However, color standards can change over time, therefore we advise consulting with your HOA Community Manager before starting your painting project.



We can also be reached by phone at:
1-800-4-SHERWIN (1-800-474-3794)

COMMENTS:

BODY: Entry door casing to match stucco trim around door. Garage door & casing should also match body. OPTION: Stucco band & corbels. FASCIA: Window pop out & lower stucco pop outs should match fascia. OPTIONS: Stucco band & corbels.

NOTES

Wanis

Oceanside, CA

Spanish - Scheme D4

Body 1



SW 7024

Functional Gray


Fascia 1 & TRIM



SW 7022

Alpaca

Door 1



SW 7075

Web Gray

Shutters 1



SW 7075

Web Gray

Color Usage Advisory:

The color schemes displayed on this page were approved by your community. However, color standards can change over time, therefore we advise consulting with your HOA Community Manager before starting your painting project.



We can also be reached by phone at:

1-800-4-SHERWIN (1-800-474-3794)

COMMENTS:

BODY: Entry door casing to match stucco trim around door. Garage door & casing should also match body. OPTION: Stucco band & corbels. FASCIA: Window pop out & lower stucco pop outs should match fascia. OPTIONS: Stucco band & corbels.

NOTES



SHERWIN-WILLIAMS.

Wanis

Oceanside, CA

Door Colors

Color 1



SW 9163

Tin Lizzie

Color 2



SW 7660

Earl Grey

Color 3



SW 7067

Cityscape

Color 4



SW 6235

Foggy Day

Color 5



SW 7624

Slate Tile

Color 6



SW 0037

Morris Room Grey

Color 7



SW 9170

Acier


Color 8



SW 7673

Pewter Cast

Color 9



SW 7018

Dovetail

Color 10


Color 11

Color 12



SW 0032

Needlepoint Navy



SW 6251

Outerspace



SW 7075

Web Gray

Color 13



SW 7068

Grizzle Gray

Color 14



SW 7047

Porpoise

Color 15



SW 7674

Peppercorn

Color Usage Advisory:

The color schemes displayed on this page were approved by your community. However, color standards can change over time, therefore we advise consulting with your HOA Community Manager before starting your painting project.



We can also be reached by phone at:

1-800-4-SHERWIN (1-800-474-3794)

COMMENTS:

Door Colors Only

NOTES:

Due to individual computer monitor limitations, colors seen here may not accurately reflect the selected color. To confirm your color choices, visit your neighborhood Sherwin-Williams store and refer to our in-store color cards.